

Item	Item No	Description	Q-ty	Note
1		Inflatable Tube	1	
2		Fiberglass hull	1	
3		Inflation-deflation valve "Leafild"	3	
4		Bow Hatch	1	
5		Drain plug d20	1	
6		U-bolt	4	
7		Rubbing strake, 60mm	1	
8		Motor Plate External	1	
9		Rear Waterski Towing Eye	1	
10		Bow Step Plate with navigation sidelights	1	
11		Steering Console CL-31	1	
12		Rear hatch	1	
13		Rear Seat Back	1	
14		Fuel system inspection hatch	1	
15		White navigation light	1	
16		Rear pull-up cleat	2	

**MAIN DIMENSIONS (in cm)**

Length overall	325
Length internal	260
Width overall	175
Width internal	80

**CAPACITY**

Passenger capacity (persons)	4
Category	C
Max loading capacity (kg)	480
In-package boat weight (kg)	204
Bare boat weight (kg)	146

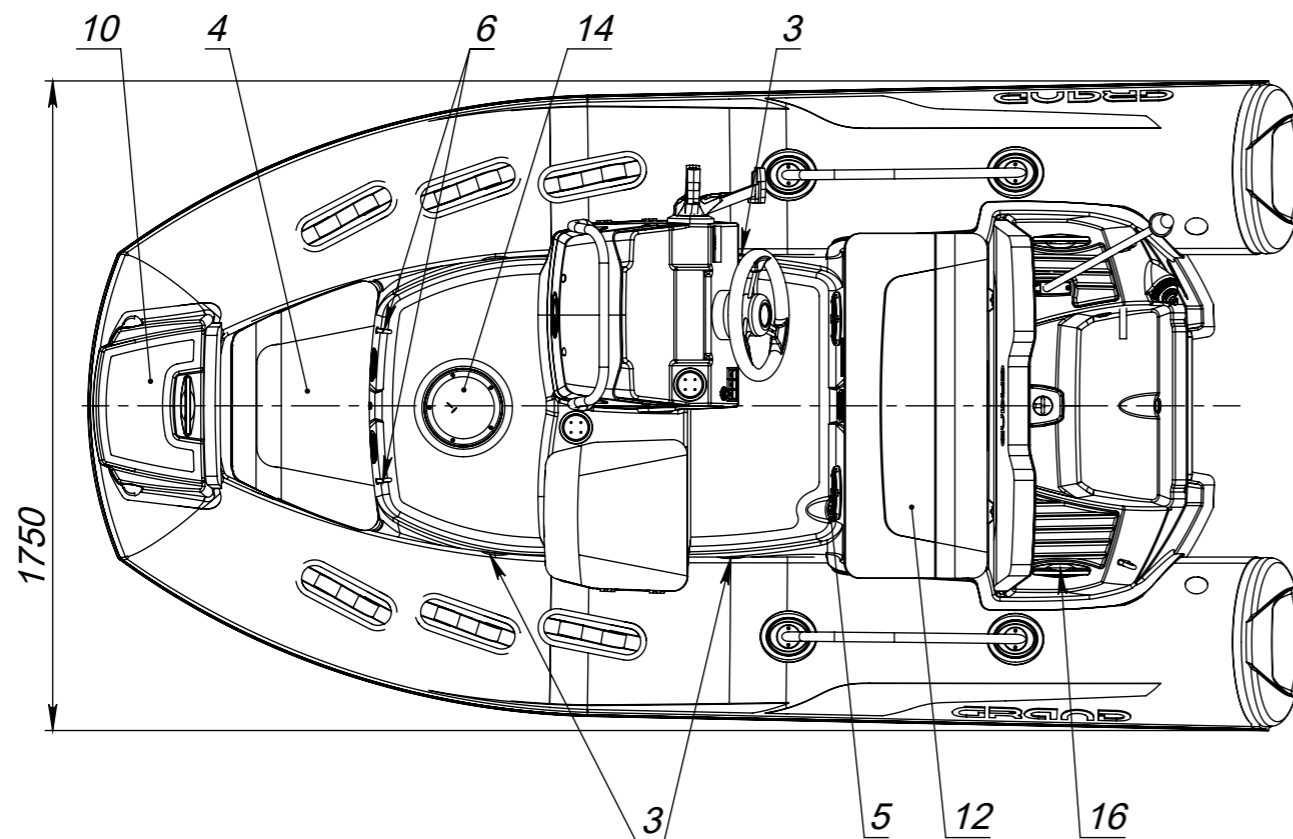
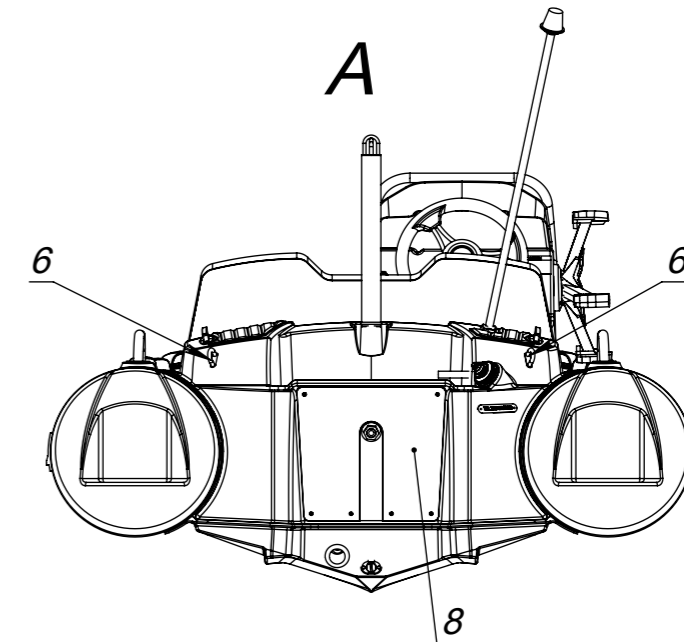
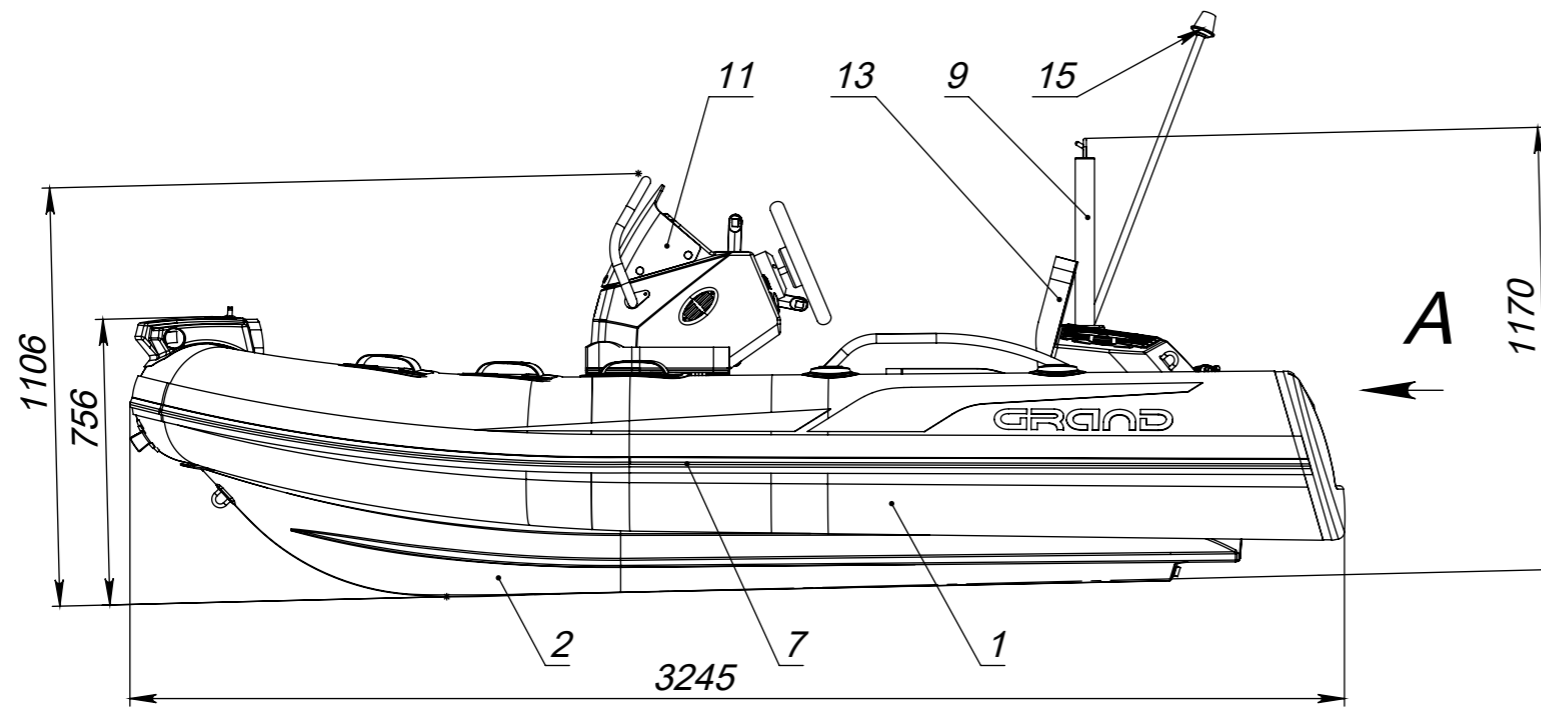
**TUBE**

Tube diameter (cm)	45
Number of chambers	3
Tube volume (m <sup>3</sup> )	0,81
Tube material	PVC/Hypalon

Recommended HP	30
Max HP	40

PROPRIETARY AND CONFIDENTIAL THE INFORMATION CONTAINED IN THIS DRAWING IS THE SOLE PROPERTY OF GRAND MARINE CORPORATION. ANY REPRODUCTION IN PART OR AS A WHOLE WITHOUT THE WRITTEN PERMISSION OF GRAND MARINE CORPORATION IS PROHIBITED

UNLESS OTHERWISE SPECIFIED: DIMENSIONS ARE IN MILLIMETERS		FINISH:		DEBUR AND BREAK SHARP EDGES		DO NOT SCALE DRAWING		REVISION	
SURFACE FINISH:									
TOLERANCES:									
LINEAR:									
ANGULAR:									
DRAWN		NAME	SIGNATURE	DATE			TITLE: Golden Line G340N General View		
CHKD									
APPVD									
MFG									
QA						MATERIAL:		ITEM: A3	
						WEIGHT:		SCALE:	
								SHEET 1 OF 1	



**MAIN DIMENSIONS (in cm)**

Length overall 325  
 Length internal 260  
 Width overall 175  
 Width internal 80

**TUBE**

Tube diameter (cm) 45  
 Number of chambers 3  
 Tube volume (m<sup>3</sup>) 0,81  
 Tube material PVC/Hypalon

Recommended HP 30  
 Max HP 40

**CAPACITY**

Passenger capacity (persons) 4  
 Category C  
 Max loading capacity (kg) 480  
 In-package boat weight (kg) 209  
 Bare boat weight (kg) 151

PROPRIETARY AND CONFIDENTIAL THE INFORMATION CONTAINED IN THIS DRAWING IS THE SOLE PROPERTY OF GRAND MARINE CORPORATION. ANY REPRODUCTION IN PART OR AS A WHOLE WITHOUT THE WRITTEN PERMISSION OF GRAND MARINE CORPORATION IS PROHIBITED

1	Inflatable Tube	1
2	Fiberglass hull	1
3	Inflation-deflation valve "Leafild"	3
4	Bow Hatch	1
5	Drain plug d20	1
6	U-bolt	4
7	Rubbing strake, 60mm	1
8	Motor Plate External	1
9	Rear Waterski Towing Eye	1
10	Bow Step Plate with navigation sidelights	1
11	Steering Console CL-31-1 (with seat)	1
12	Rear hatch	1
13	Rear Seat Back	1
14	Fuel system inspection hatch	1
15	White navigation light	1
16	Rear pull-up cleat	2

UNLESS OTHERWISE SPECIFIED: DIMENSIONS ARE IN MILLIMETERS		FINISH:		DEBUR AND BREAK SHARP EDGES		DO NOT SCALE DRAWING		REVISION	
SURFACE FINISH:									
TOLERANCES:									
LINEAR:									
ANGULAR:									
NAME	SIGNATURE	DATE				TITLE:			
DRAWN						Golden Line G340N with CL31-1 General View			
CHK'D									
APP'VD									
MFG									
Q.A						MATERIAL:		ITEM:	
						WEIGHT:		SCALE:	
								SHEET 1 OF 1	
								A3	